



EoL

END OF  
LINE

## 3600 LARGE CASE AND TRAY PACKER



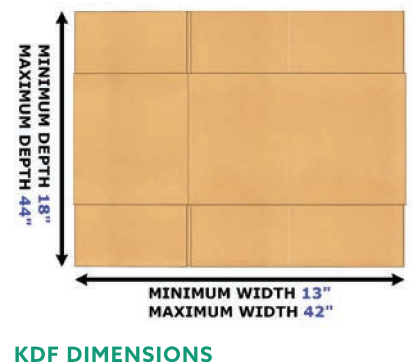
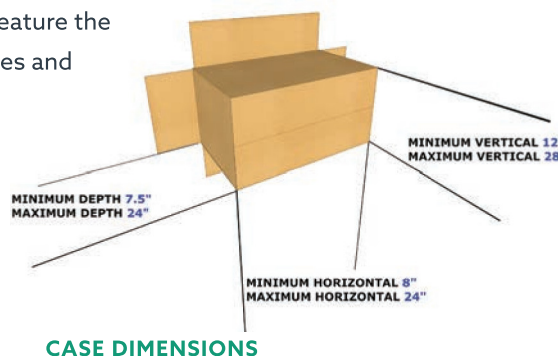
### Efficient case and optional tray packing

The 3600 provides world-class case and tray packing for tissue and nonwoven industries at a rate of up to 20 cases per minute. The flexibility of handling a variety of case sizes allows you to use one fully integrated machine for all products. Available with a multi-servo design that allows you to complete product changeovers in minutes, not hours to reduce downtime.

Downtime is greatly reduced with the 3600's minimal lubrication points (many are lube for life), tool-less change parts and machine change overs as well as adaptable and upgradeable features for future pack patterns. Safety is also key, Edson solutions feature the latest safety features, on-site training packages and ergonomic designs.

### FEATURES AND BENEFITS

- 15-minute servo controlled product changeovers to minimize production downtime
- Designed to accommodate the largest range of case sizes on a single machine
- Ergonomic, easy access to clean and maintain the machine
- Available with RFID change parts to minimize operator errors reducing production downtime
- Simple and operator friendly color touchscreen interface



## TYPICAL PRODUCT SPECIFICATIONS

<b>Speed</b>	Up to 20 cases per minute
<b>Changeover Time:</b>	Under 15-minutes with servo changeover
<b>Applications:</b>	Rolled tissue, facial tissue, diapers and feminine hygiene products
<b>Case Types:</b>	RSC, HSC and optional trays
<b>Case Length:</b>	12" - 28"
<b>Case Width:</b>	8" - 24"

<b>Case Height</b>	7 1/2" - 24"
<b>Case Sealing</b>	Hot melt glue
<b>Case Range</b>	Knocked down length: 18 1/4" - 44 1/4" Knocked down width: 13" - 42"
<b>HMI</b>	10" Allen-Bradley color touchscreen
<b>Electrical</b>	NEMA 12
<b>Air Requirements</b>	80 PSI

## PRODUCT OPERATION

### A. PACKER

Product is correlated and lifted up to the case for packing.

### B. MAGAZINE

One KDF is separated from the stack.

### C. CASE FORMER

The case is formed.

### D. CASE LOADING STATION

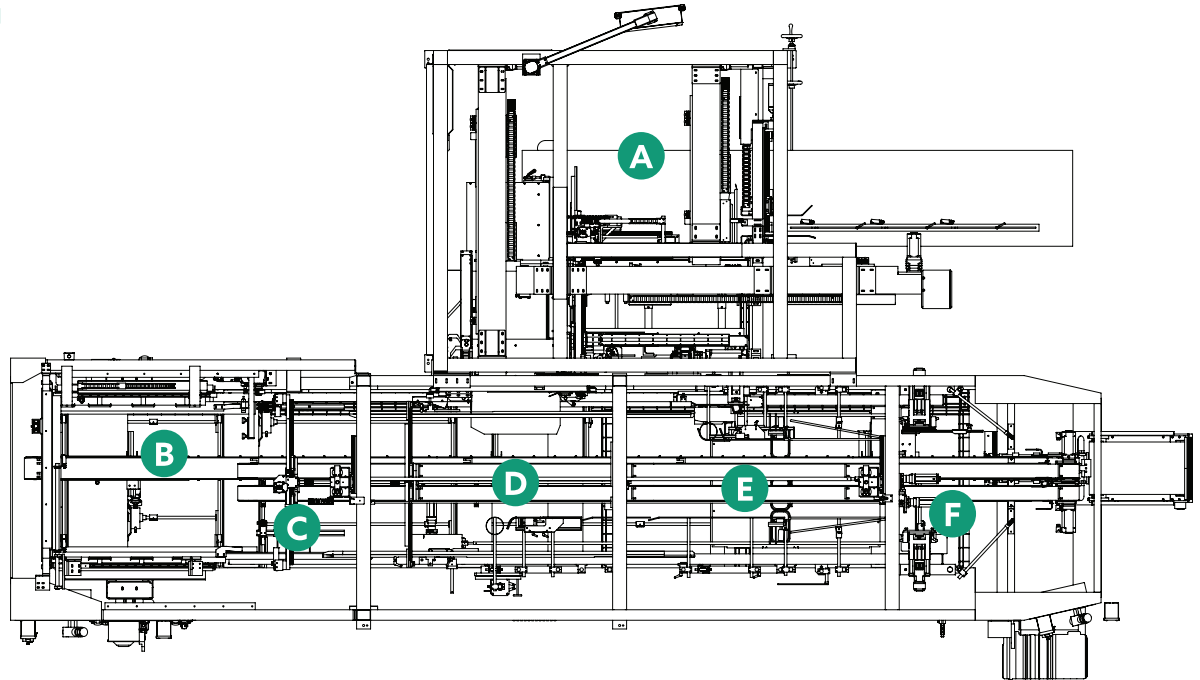
Case is loaded with the product.

### E. GLUE STATION

Glue is applied to the case as it passes by the Glue guns towards the Compression station

### E. COMPRESSION

Case compressed to seal flaps shut



Your packaging line should be simple to use.

That's why our equipment uses the latest technology.



©2018 ProMach Inc. ProMach reserves the right to change or discontinue specifications and designs shown in this brochure without notice or recourse  
PM-ED-SP100\_Edson\_3600 Spec